

OPTOTRONIC FIT D LT2 L

Linear / Area Constant Current – Non dimmable



Areas of application

- Linear lighting for office, education, industry, storage areas and retail
- Installation in emergency lighting systems according to IEC 61347-2-13, appendix J
- Suitable for installation in emergency lighting systems according to EN 60598-2-22
- Suitable for luminaires of protection class I

Product family benefits

- Flexible current setting (LEDset2)
- Lifetime: up to 100,000 h (temperature at $T_C = 65\text{ }^\circ\text{C}$, max. 10 % failure rate)
- High quality of light thanks to low output ripple current
- Very high efficiency
- Fulfill safety requirement due to overload, overtemperature, Hot Plug protection

Product family features

- Line frequency: 0 Hz | 50 Hz | 60 Hz
- Versatile scope of application due to output power range of up to 120 W
- Supply voltage: 220...240 V
- Available with output current range: up to 750 mA
- Non-isolated drivers

Product family datasheet

Technical data

Electrical data

Product description	Nominal input voltage	Mains frequency	Input voltage AC	Input voltage DC	Current set
OT FIT 25/220...240/300 D LT2 L	220...240 V	50/60 Hz	198...264 V	176...276 V	LEDset
OT FIT 35/220...240/350 D LT2 L	220...240 V	50...60 Hz	198...264 V	176...276 V	LEDset
OT FIT 75/220...240/550 D LT2 L	220...240 V	50...60 Hz	198...264 V	176...276 V	LEDset
OT FIT 120/220...240/750 D LT2 L	220...240 V	50...60 Hz	198...264 V	176...276 V	LEDset

Product description	Total harmonic distortion	Power factor λ	ECG efficiency	Device power loss	Inrush current	Max. ECG no. on circuit breaker 10 A (B)
OT FIT 25/220...240/300 D LT2 L	10...20 %	> 0.94	up to 90 %	3.0 W	-	63
OT FIT 35/220...240/350 D LT2 L	< 10 %	> 0.95	92 %	3.0 W	30 A	19
OT FIT 75/220...240/550 D LT2 L	< 5 %	> 0.98	93 %	7.0 W	41 A	16
OT FIT 120/220...240/750 D LT2 L	< 5 %	> 0.99	\leq 93 %	12 W	70 A	8

Product description	Max. ECG no. on circuit breaker 16 A (B)	Max. ECG no. on circuit breaker 25 A (B)	Surge capability (L/N-Ground)	Surge capability (L-N)
OT FIT 25/220...240/300 D LT2 L	100	-	2 kV	1 kV
OT FIT 35/220...240/350 D LT2 L	30	-	2 kV	1 kV
OT FIT 75/220...240/550 D LT2 L	26	-	2 kV	1 kV
OT FIT 120/220...240/750 D LT2 L	13	-	2 kV	1 kV

Product description	Nominal output voltage	U-OUT (working voltage)	Nominal output current	Output current tolerance	Output ripple current (100 Hz)
OT FIT 25/220...240/300 D LT2 L	40...216 V	40...216 V	35...300 mA ¹⁾	\pm 5 %	< 5 %
OT FIT 35/220...240/350 D LT2 L	54...216 V	< 250 V	65...350 mA ²⁾	\pm 3 %	< 1 %
OT FIT 75/220...240/550 D LT2 L	54...216 V	< 250 V	125...550 mA ²⁾	\pm 3 %	< 1 %
OT FIT 120/220...240/750 D LT2 L	54...216 V	< 250 V	250...700 mA ¹⁾	\pm 5 %	< 1 %

Product description	Nominal output power	Galvanic isolation	Protective conductor current
OT FIT 25/220...240/300 D LT2 L	2...25 W	Non isolated	
OT FIT 35/220...240/350 D LT2 L	4.1...35 W	Non isolated	<0.5 mA
OT FIT 75/220...240/550 D LT2 L	6.8...75 W	Non isolated	<0.5 mA
OT FIT 120/220...240/750 D LT2 L	13.5...120 W	Non isolated	<0.5 mA

¹⁾ \pm 5%

²⁾ \pm 3%


Product family datasheet

Dimensions & weight

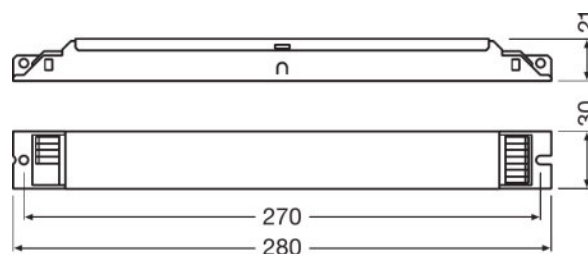
Product description	Mounting hole spacing, length	Product weight	Cable cross-section, input side	Cable cross-section, output side	Wire preparation length, input side
OT FIT 25/220...240/300 D LT2 L	270.0 mm	153.00 g	0.5...1.5 mm ²	0.5...1.5 mm ²	8.5...9.5 mm
OT FIT 35/220...240/350 D LT2 L	270.0 mm	185.00 g	0.5...1.5 mm ²	0.5...1.5 mm ²	8.5...9.5 mm
OT FIT 75/220...240/550 D LT2 L	270.0 mm	203.00 g	0.5...1.5 mm ²	0.5...1.5 mm ²	8.5...9.5 mm
OT FIT 120/220...240/750 D LT2 L	350.0 mm	290.00 g	0.5...1.5 mm ²	0.5...1.5 mm ²	8.5...9.5 mm

Product description	Wire preparation length, output side	Length	Width	Height
OT FIT 25/220...240/300 D LT2 L	8.5...9.5 mm	280.0 mm	30.0 mm	21.0 mm
OT FIT 35/220...240/350 D LT2 L	8.5...9.5 mm	280.0 mm	30.0 mm	21.0 mm
OT FIT 75/220...240/550 D LT2 L	8.5...9.5 mm	280.0 mm	30.0 mm	21.0 mm
OT FIT 120/220...240/750 D LT2 L	8.5...9.5 mm	360.0 mm	30.0 mm	21.0 mm

Product line drawing




OT FIT 25/220...240/300 D LT2 L, OT FIT 35/220...240/350 D LT2 L



OT FIT 75/220...240/550 D LT2 L

Product family datasheet



OT FIT 120/220...240/750 D LT2 L

Colors & materials

Product description	Casing material
OT FIT 25/220...240/300 D LT2 L	Metal
OT FIT 35/220...240/350 D LT2 L	Metal
OT FIT 75/220...240/550 D LT2 L	Metal
OT FIT 120/220...240/750 D LT2 L	Metal

Temperatures & operating conditions

Product description	Ambient temperature range	Maximum temperature at tc test point	Max.housing temperature in case of fault	Temperature range at storage
OT FIT 25/220...240/300 D LT2 L	-25...+60 °C	75 °C	110 °C	-40...85 °C
OT FIT 35/220...240/350 D LT2 L	-25...+60 °C	75 °C	110 °C	-25...85 °C
OT FIT 75/220...240/550 D LT2 L	-25...+60 °C	75 °C	110 °C	-25...85 °C
OT FIT 120/220...240/750 D LT2 L	-25...+60 °C	75 °C	110 °C	-40...85 °C

Product description	Permitted rel. humidity during operation
OT FIT 25/220...240/300 D LT2 L	5...85 % ¹⁾
OT FIT 35/220...240/350 D LT2 L	5...85 % ¹⁾
OT FIT 75/220...240/550 D LT2 L	5...85 % ¹⁾
OT FIT 120/220...240/750 D LT2 L	5...85 % ¹⁾

¹⁾ Maximum 56 days/year at 85 %

Product family datasheet

Lifespan

Product description	ECG lifetime
OT FIT 25/220...240/300 D LT2 L	50000 / 100000 h ¹⁾
OT FIT 35/220...240/350 D LT2 L	50000 / 100000 h ¹⁾
OT FIT 75/220...240/550 D LT2 L	50000 / 100000 h ¹⁾
OT FIT 120/220...240/750 D LT2 L	50000 / 100000 h ¹⁾

¹⁾ At maximum $T_c = 75^\circ\text{C} / 10\%$ failure rate / At $T_c = 65^\circ\text{C} / 10\%$ failure rate

Additional product data

Product description	Encapsulated
OT FIT 25/220...240/300 D LT2 L	No
OT FIT 35/220...240/350 D LT2 L	No
OT FIT 75/220...240/550 D LT2 L	No
OT FIT 120/220...240/750 D LT2 L	No

Capabilities

Product description	Dimmable	Overheating protection	Overload protection
OT FIT 25/220...240/300 D LT2 L	No	Automatic reversible	Automatic reversible
OT FIT 35/220...240/350 D LT2 L	No	Automatic reversible	Automatic reversible
OT FIT 75/220...240/550 D LT2 L	No	Automatic reversible	Automatic reversible
OT FIT 120/220...240/750 D LT2 L	No	Automatic reversible	Automatic reversible

Product description	Short-circuit protection	No-load proof	Max. cable length to lamp/LED module	Suitable for fixtures with prot. class	Suitable for emergency lighting
OT FIT 25/220...240/300 D LT2 L	Automatic reversible	Yes	2.0 m	I	Yes
OT FIT 35/220...240/350 D LT2 L	Automatic reversible	Yes	2.0 m	I	Yes
OT FIT 75/220...240/550 D LT2 L	Automatic reversible	Yes	2.0 m	I	Yes
OT FIT 120/220...240/750 D LT2 L	Automatic reversible	Yes	2.0 m	I	Yes

Product description	Type of connection, output side	Number of channels
OT FIT 25/220...240/300 D LT2 L	Push terminal	1
OT FIT 35/220...240/350 D LT2 L	Push terminal	1
OT FIT 75/220...240/550 D LT2 L	Push terminal	1
OT FIT 120/220...240/750 D LT2 L	Push terminal	1

Product family datasheet

Certificates & standards

Product description	Approval marks – approval
OT FIT 25/220...240/300 D LT2 L	CE / EL / VDE-EMC / ENEC 10 / CCC / RCM
OT FIT 35/220...240/350 D LT2 L	CE / EL / VDE-EMC / ENEC 10 / CCC / RCM
OT FIT 75/220...240/550 D LT2 L	CE / EL / VDE-EMC / ENEC 10 / CCC / RCM
OT FIT 120/220...240/750 D LT2 L	CE / EL / VDE-EMC / ENEC 10 / CCC / RCM

Product description	Standards	Protection class	Type of protection
OT FIT 25/220...240/300 D LT2 L	Acc. to EN 61347-1/Acc. to EN 61347-2-13/Acc. to EN 62384/Acc. to EN 61000-3-2/Acc. to EN 61000-3-3/Acc. to EN 61547	I	IP20
OT FIT 35/220...240/350 D LT2 L	Acc. to EN 61347-1/Acc. to EN 61347-2-13/Acc. to EN 55015/Acc. to EN 61547/Acc. to EN 61000-3-2/Acc. to EN 62384/Acc. to EN 62386	I	IP20
OT FIT 75/220...240/550 D LT2 L	Acc. to EN 61347-1/Acc. to EN 61347-2-13/Acc. to EN 55015/Acc. to EN 61547/Acc. to EN 61000-3-2/Acc. to EN 62384/Acc. to EN 62386	I	IP20
OT FIT 120/220...240/750 D LT2 L	Acc. to EN 61347-1/Acc. to EN 61347-2-13/Acc. to EN 62384/Acc. to EN 61000-3-2/Acc. to EN 61000-3-3/Acc. to EN 61547	I	IP20

Logistical data

Product description	Commodity code
OT FIT 25/220...240/300 D LT2 L	850440829000
OT FIT 35/220...240/350 D LT2 L	850440829000
OT FIT 75/220...240/550 D LT2 L	850440829000
OT FIT 120/220...240/750 D LT2 L	850440829000


Application advice

For more detailed application information and graphics please see product datasheet.
















Sales and Technical Support

Sales and Technical Support www.osram.com

Download Data

File
 User instruction OPTOTRONIC LED Power Supply

Product family datasheet

	Certificates VDE EMC Certificate 40011668
	Certificates VDE ENEC Certificate 40038085
	Certificates CCC Certificate 2018171002002243
	Declarations of conformity EU Declaration of Conformity 3461268 (EN)
	Declarations of conformity EATON(CEAG) Conformity declaration AM10893_OT_FIT_25_220-240_300_D_LT2_L
	Declarations of conformity INOTEC Conformity declaration AM10893_OT_FIT_25_220-240_300_D_LT2_L
	User instruction OPTOTRONIC LED Power Supply
	Certificates INOTEC Certificate OT FIT 35350 D LT2 L
	Certificates INOTEC Certificate OT FIT 35350 D LT2 L appendix
	CAD data CAD data IGS OT FIT 35,75D LT2 L G2
	CAD data CAD data STEP OT FIT 35,75D LT2 L G2
	CAD data PDF CAD data PDF OT FIT 35,75D LT2 L G2
	User instruction OPTOTRONIC LED Power Supply
	Certificates INOTEC Certificate OT FIT 120750 D LT2 L
	Certificates INOTEC Certificate OT FIT 120750 D LT2 L appendix

Logistical Data

Product code	Product description	Packaging unit (Pieces/Unit)	Dimensions (length x width x height)	Volume	Gross weight
4052899990289	OT FIT 25/220...240/300 D LT2 L	Shipping carton box 20	305 mm x 161 mm x 104 mm	5.11 dm ³	3237.00 g
4052899478411	OT FIT 35/220...240/350 D LT2 L	Shipping carton box 20	305 mm x 161 mm x 104 mm	5.11 dm ³	3877.00 g
4052899478435	OT FIT 75/220...240/550 D LT2 L	Shipping carton box 20	305 mm x 161 mm x 104 mm	5.11 dm ³	4237.00 g
4052899497900	OT FIT 120/220...240/750 D LT2 L	Shipping carton box 20	385 mm x 160 mm x 100 mm	6.16 dm ³	5971.00 g

Product family datasheet

Product code	Product description	Packaging unit (Pieces/Unit)	Dimensions (length x width x height)	Volume	Gross weight
--------------	---------------------	------------------------------	--------------------------------------	--------	--------------

The mentioned product code describes the smallest quantity unit which can be ordered. One shipping unit can contain one or more single products. When placing an order, for the quantity please enter single or multiples of a shipping unit.

Disclaimer

Subject to change without notice. Errors and omission excepted. Always make sure to use the most recent release.