

DALI LS/PD LI

DALI LS/PD LI | Sensors for light management systems



Product family features

- Direct connection to DALI
- Light and presence sensor for luminaire installation
- Presence detection via passive IR element
- Light sensor operating range: 20...800 lx (measured at sensor)
- Function indicator with two-color LED
- Flame-resistant, halogen free polycarbonate plastic housing
- Mounting height: 2...5 m

Product family benefits

- Small housing design
- Presence detection angle adjustable between 40...90° via integrated shutters
- Can be addressed via DALI
- Compact housing for luminaire installation
- Daylight-dependent control with automatic shutdown in adequate daylight
- Slim housing design and flexible mounting concept
- Power supply from DALI
- DALI based light management system integrable into building management systems
- Multiple sensors can be networked
- Sensor integration in DALI

Product datasheet

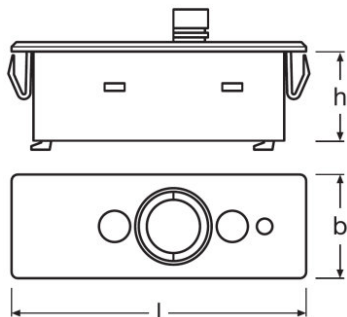
Areas of application

- Installation in industry and office luminaires
- Ceiling installation via LS/PD CI KIT or LS/PD AP KIT possible
- Classrooms
- Conference rooms
- Corridors
- Individual offices
- Suspended luminaires
- Suitable for indoor applications
- Open-plan offices

Product datasheet

Technical data

Dimensions & weight



Length	48.0 mm
Width	15.0 mm
Height	17.0 mm
Product weight	10.00 g

Colors & materials

Product color	Grey
---------------	------

Temperatures & operating conditions

Ambient temperature range	-20...+50 °C
---------------------------	--------------

Capabilities

Maximum installation height	5 m
Detection area	6 m ¹⁾
Detection angle	80 °
Operating range, light sensor	20...800 lx
Type of installation	Ceiling integration/Luminaire integration

¹⁾ Maximum diameter

Certificates & standards

Type of protection	IP20
--------------------	------

Logistical data











Commodity code	853650199000
----------------	--------------

Product datasheet

Equipment / Accessories

- Suitable for many OSRAM DALI control systems
- Attachable mounting frame for luminaire mounting from inside and outside

Download Data

File	
	User instruction DALI LSPD LI
	Declarations of conformity EC-DoC LMS Sensor Coupler and Sensor 9C1-3402820-EN-02 2019
	Declarations of conformity 334811_Declaration of conformity – DALI PRO CONT-4 – DALI PRO PB Coupler – DALI PRO Sen
	Declarations of conformity EU Declaration of Conformity 2019_9C1_2874588_EN_09
	Operating instructions 377128_Manual DALI LSPD LI (D-EN-ES-FR-IT)
	Operating instructions 383606_Manual DALI LSPD LI (PL-CZ-SK-SL)
	Operating instructions 383607_Manual DALI LSPD LI (FI-DK-NO-SV)
	CAD data DALI LSPD LI CAD Data
	CAD data 3-dim DALI LS PD LI CAD Step
	CAD data 3-dim DALI LS PD LI CAD X_T

Logistical Data

Product code	Product description	Packaging unit (Pieces/Unit)	Dimensions (length x width x height)	Volume	Gross weight
4052899043954	DALI LS/PD LI	Shipping carton box 25	223 mm x 197 mm x 179 mm	7.86 dm ³	1131.00 g

The mentioned product code describes the smallest quantity unit which can be ordered. One shipping unit can contain one or more single products. When placing an order, for the quantity please enter single or multiples of a shipping unit.

Product datasheet

Disclaimer

Subject to change without notice. Errors and omission excepted. Always make sure to use the most recent release.