

OT FIT 40/220-240/1A0 CS T-B

OPTOTRONIC FIT CS Track | Compact constant current LED driver – Non dimmable



Product family features

- Supply voltage: 220...240 V
- Line frequency: 50 Hz | 60 Hz
- Line voltage: 198...264 V
- Lifetime: up to 50,000 h (temperature at $T_c = 75\text{ °C}$, max. 10 % failure rate)

Product family benefits

- High quality of light thanks to low output ripple current
- High flexibility due to four different output currents per type
- Short housing for minimum distance between spotlights
- SELV system

Areas of application

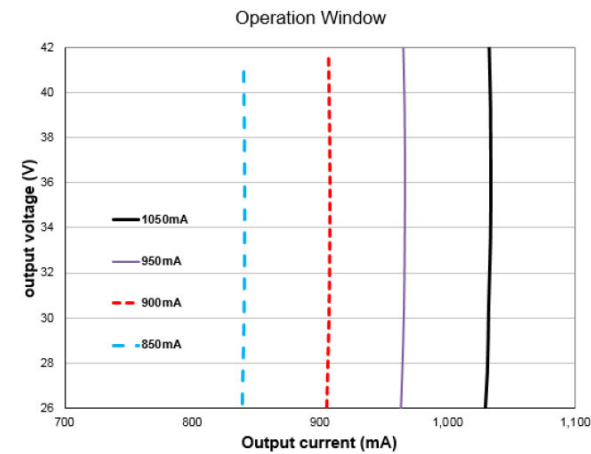
- Track lights
- Shops and hospitality: retail, hotels, restaurants

Technical data

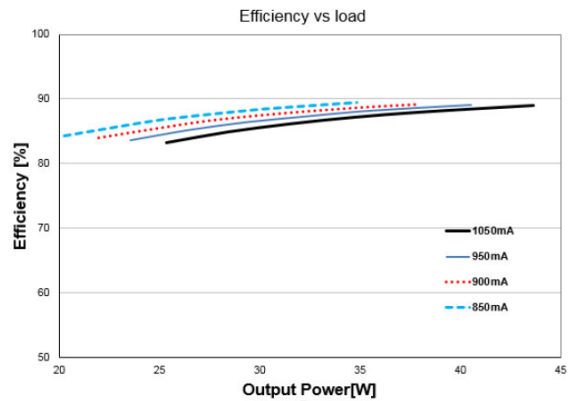
Electrical data

Nominal input voltage	220...240 V
Mains frequency	50/60 Hz
Input voltage AC	198...264 V
Total harmonic distortion	< 10 % ¹⁾
Power factor λ	091C...097 ²⁾
Efficiency in full-load	88.5 % ³⁾
Device power loss	5.5 W ⁴⁾
Protective conductor current	<0.7 mA
Inrush current	≤ 20 A ⁵⁾
Max. ECG no. on circuit breaker 10 A (B)	15
Max. ECG no. on circuit breaker 16 A (B)	25
Surge capability (L/N-Ground)	2 kV
Surge capability (L-N)	1 kV
Nominal output voltage	27...42 V
U-OUT (working voltage)	60 V
Nominal output current	850 / 900 / 950 / 1050 mA
Output current tolerance	± 7.5 %
Default output current	1050 mA
Output ripple current (100 Hz)	< 5 % ⁶⁾
Output PSTLM	≤ 1
Output SVM	≤ 0.4
Nominal output power	23...44.1 W
Maximum output power	44.1 W
Galvanic isolation primary/secondary	SELV
Current set	DipSwitch

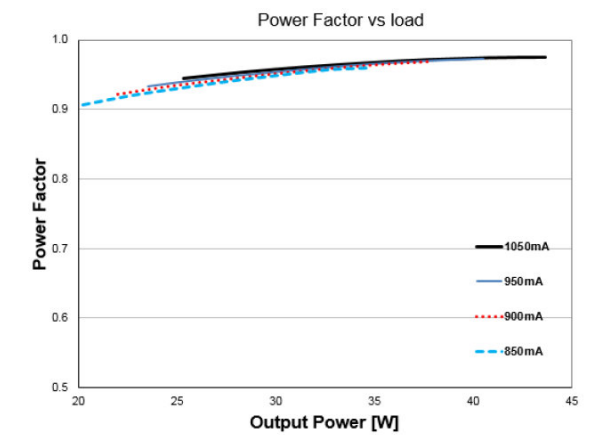
1) Full load, 230V, 50 Hz
2) Full load at 230 V/50 Hz
3) at 230 V, 50 Hz
4) At 230 V, Input power 49.6 W max.
5) $t_{width} = 200 \mu s$ (measured at 50 % I_{peak})
6) Ripple / average @ 100 Hz



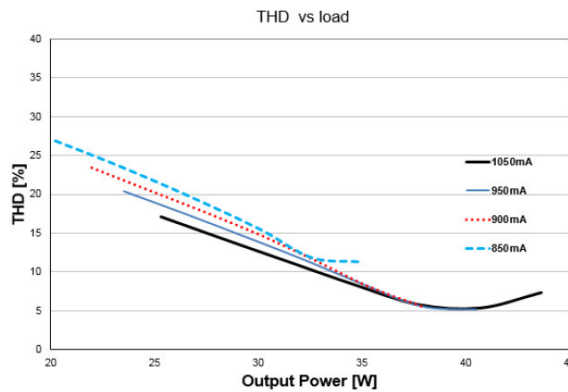
OT FIT 40 CS T Operating Window



OT FIT 40 CS T Typical Efficiency vs. Load (230 V 50 Hz)

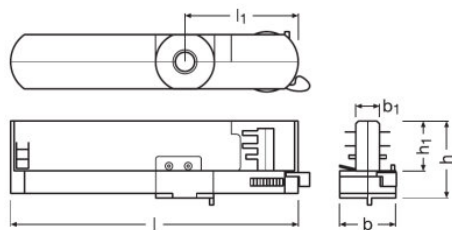


OT FIT 40 CS T Typical Power Factor vs. Load



OT FIT 40 CS T Typical THD Vs Load

Dimensions & weight



Product weight	6360 g
Cable cross-section, output side	0.2...0.75 mm ²
Wire preparation length, output side	7...8 mm
Length	1620 mm
Width	320 mm
Height	41 mm

Colors & materials

Casing material	Plastic
Product color	BLACK RAL 9011

Temperatures & operating conditions

Ambient temperature range	-20...+35 °C
Maximum temperature at tc test point	75 °C ¹⁾
Max.housing temperature in case of fault	110 °C
Temperature range at storage	-20...80 °C ²⁾
Permitted rel. humidity during operation	5...85 % ³⁾

¹⁾ Measured on tc point indicated of the product label.

²⁾ Cool down before operating

³⁾ Non-condensing

Lifespan

ECG lifetime	50000 h ¹⁾
--------------	-----------------------

¹⁾ At maximum T_c = 75°C / 10% failure rate

Additional product data

Successor EAN	4062172379908
---------------	---------------

Product datasheet

Compatible track systems	Nuco / Ivela / EUTRAC / GLOBAL / STAFF / NORLUX ¹⁾
--------------------------	---

¹⁾ The compatibility may become invalid when the critical track dimension is modified by the brand owner in case of engineering change or optimization in the future

Capabilities

Dimmable	No
Overheating protection	Automatic reversible
Overload protection	Yes
Short-circuit protection	Yes
No-load proof	Yes
Intended for no-load operation	No
Max. cable length to lamp/LED module	2.0 m ¹⁾
Suitable for fixtures with prot. class	II
Type of connection, input side	-
Type of connection, output side	Push terminal
Number of channels	1

¹⁾ Output wires must be routed as close as possible to each other

Programming

Programming device	DIPswitch
--------------------	-----------

Certificates & standards

Approval marks – approval	CE / ENEC / EAC / CQC / RCM ¹⁾
Standards	Acc. to IEC 61347-1/Acc. to IEC 61347-2-13/Acc. to IEC 62384/Acc. to CISPR 15/Acc. to IEC 61000-3-2/Acc. to IEC 61000-3-3/Acc. to IEC 61547
Type of protection	IP20
Protection class	II

¹⁾ In preparation

Logistical data

Commodity code	85044083900
----------------	-------------






Environmental information

Information according Art. 33 of EU Regulation (EC) 1907/2006 (REACH)	
Date of Declaration	21-11-2023
Primary Article Identifier	4052899617254
Candidate List Substance 1	Lead
CAS No. of substance 1	7439-92-1

Product datasheet

Safe Use Instruction	The identification of the Candidate List substance is sufficient to allow safe use of the article.
Declaration No. in SCIP database	d8a0cff2-d98d-4a52-a39f-a2b50ba4cd57

Download Data

File	
	User instruction OPTOTRONIC LED Power Supply
	Certificates OT FIT CS T ENEC 35 112153 180423
	Declarations of conformity OT FIT CS T CE 4177698 220322
	Declarations of conformity OT FIT CS T UK DoC 4281105 220322
	CAD data OT FIT 20 30 40 CS T STEP 210521

Ecodesign regulation information:

Intended for use with LED modules.
The forward voltage of the LED light source shall be within the defined operating window of the control gear in all operating conditions including dimming if applicable.

Separate control gear and light sources must be disposed of at certified disposal companies in accordance with Directive 2012/19/EU (WEEE) in the EU and with Waste Electrical and Electronic Equipment (WEEE) Regulations 2013 in the UK. For this purpose, collection points for recycling centres and take-back systems (CRSO) are available from retailers or private disposal companies, which accept separate control gear and light sources free of charge. In this way, raw materials are conserved and materials are recycled.

Logistical Data

Product code	Product description	Packaging unit (Pieces/Unit)	Dimensions (length x width x height)	Volume	Gross weight
4052899617254	OT FIT 40/220-240/1A0 CS T-B	Shipping carton box 20	425 mm x 241 mm x 141 mm	14.44 dm ³	2947.00 g

The mentioned product code describes the smallest quantity unit which can be ordered. One shipping unit can contain one or more single products. When placing an order, for the quantity please enter single or multiples of a shipping unit.

Accessories Optional

Product description	Accessory name	Accessory code
---------------------	----------------	----------------

Product datasheet

OT FIT 40/220-240/1A0 CS T-B	Track Joint	▶ 4062172228183
OT FIT 40/220-240/1A0 CS T-B	BLACK RING	▶ 4062172138567

Disclaimer

Subject to change without notice. Errors and omission excepted. Always make sure to use the most recent release.