

OTi DALI 10/220...240/700 NFC I

OPTOTRONIC Intelligent – DALI NFC LP I | Compact constant current LED driver – Dimmable

Product family features

- Supply voltage: 220...240 V
- Line frequency: 0 Hz | 50 Hz | 60 Hz
- Line voltage: 198...264 V
- Lifetime: up to 100,000 h
- Type of protection: IP20
- Integrated cable clamp for luminaire and independent installation



Product family benefits

- Small housing for flexible luminaire designs
- Versatile DALI window driver due to flexible output characteristic
- Easy and fast output current setting via NFC
- Very high efficiency
- High-quality dimming of 1...100 % by amplitude dimming
- DALI-2 certified incl. Parts 251, 252, 253
- Easy to use in corridors and restrooms because of three-level Corridor function
- Touch DIM application: easy to control via pushbutton or sensor



Areas of application

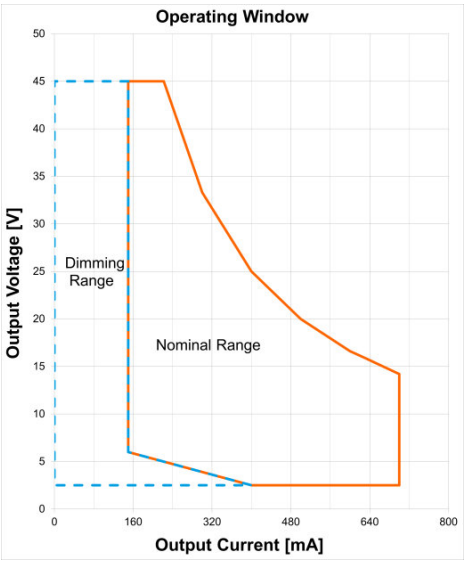
- Suitable for downlights, spotlights and LED panels
- Suitable for use in luminaires with flexible current setting
- Installation in emergency lighting systems according to IEC 61347-2-13, appendix J
- Suitable for indoor SELV installations
- Suitable for luminaires of protection classes I and II

Technical data

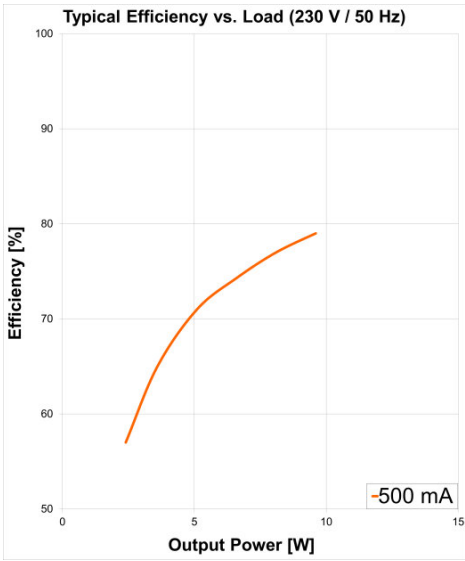
Electrical data

Nominal input voltage	220...240 V
Mains frequency	0/50/60 Hz
Input voltage AC	198...264 V ¹⁾
Input voltage DC	176...276 V
Total harmonic distortion	15 % ²⁾
Power factor λ	050C...095 ³⁾
Efficiency in full-load	82 % ⁴⁾
Device power loss	3.5 W
Inrush current	< 5 A ⁵⁾
Max. ECG no. on circuit breaker 10 A (B)	80
Max. ECG no. on circuit breaker 16 A (B)	130
Surge capability (L/N-Ground)	2 kV
Surge capability (L-N)	1 kV
Nominal output voltage	2.5...45 V ⁶⁾
U-OUT (working voltage)	60 V
Nominal output current	150...700 mA ⁷⁾
Default output current	350 mA
Galvanic isolation primary/secondary	SELV
Galvanic isolation DALI/mains	Basic
Galvanic isolation DALI/output	SELV
Current set	DALI / NFC
Output current tolerance	± 3 %
Output ripple current (100 Hz)	< 2 % ⁸⁾
Output PSTLM	≤ 1
Output SVM	≤ 0.4
Nominal output power	10 W ⁹⁾
Maximum output power	10 W
Power loss in stand-by mode	≤ 0.15 W
Networked standby power	≤ 0.15 W ⁴⁾

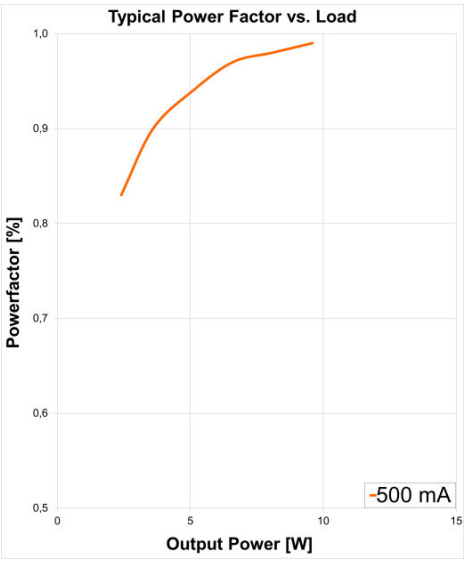
1) Permitted voltage range
2) At full load, 220...240 V, 50 Hz
3) Full load at 220...240 V_{AC}/50 Hz
4) at 230 V, 50 Hz
5) $t_{width} = 100 \mu s$ (measured at 50 % I_{peak})
6) Maximum 60 V
7) $\pm 3\%$
8) Ripple / average @ 100 Hz
9) Partial load 1.5...10 W



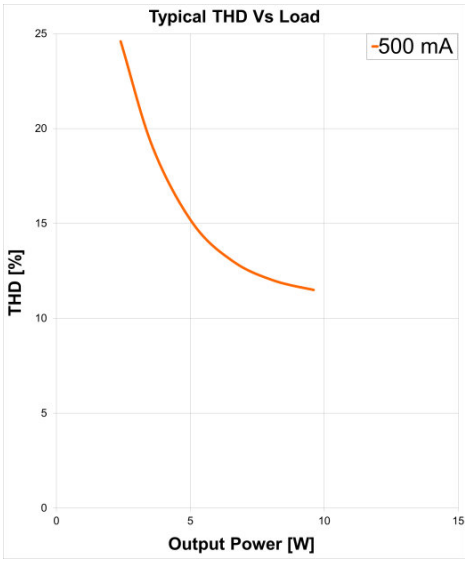
OTI DALI 10 NFC Operating Window



OTI DALI 10 NFC Typical Efficiency vs. Load (230 V 50 Hz)




OTI DALI 10 NFC Typical Power Factor vs. Load



OTI DALI 10 NFC Typical THD Vs Load.tif

Dimensions & weight



Mounting hole spacing, length	132.0 mm
Product weight	7600 g
Cable cross-section, input side	0.75...1.5 mm ² ¹⁾
Cable cross-section, output side	0.5...1.5 mm ² ¹⁾
Wire preparation length, input side	7...8 mm
Wire preparation length, output side	7...8 mm
Length	1660 mm
Width	300 mm
Height	220 mm

¹⁾ Solid or flexible leads

Colors & materials

Casing material	Plastic
-----------------	---------

Temperatures & operating conditions

Ambient temperature range	-25...+50 °C
Maximum temperature at tc test point	75 °C ¹⁾
Max.housing temperature in case of fault	110 °C
Temperature range at storage	-40...+85 °C
Permitted rel. humidity during operation	5...85 % ²⁾

¹⁾ Maximum at the Tc-point

²⁾ Maximum 56 days/year at 85 %

Lifespan

ECG lifetime	50000 / 100000 h ¹⁾
--------------	--------------------------------

¹⁾ $T_c = 75^{\circ}\text{C}, 0.2\% / 1,000 \text{ h failure rate} / T_c = 65^{\circ}\text{C}, 0.1\% / 1,000 \text{ h failure rate}$

Additional product data

Product datasheet

Encapsulated	No
--------------	----

Capabilities

Dimmable	Yes
Dimming interface	DALI-2 / Touch DIM / Touch DIM Sensor
Dimming range	1...100 %
Dimming method	Amplitude Modulation
Overheating protection	Automatic reversible
Overload protection	Automatic reversible
Short-circuit protection	Automatic reversible
No-load proof	Yes
Intended for no-load operation	No
Max. cable length to lamp/LED module	2.0 m ¹⁾
Suitable for fixtures with prot. class	I / II
Type of connection, input side	Push terminal
Type of connection, output side	Push terminal
Suitable for emergency lighting	Yes
Constant lumen function	Programmable
Programming interface	DALI, NFC
Control interface	DALI-2
Number of channels	1
DALI-2 Energy Data	Yes ²⁾
DALI-2 Diagnostic Data	Yes ³⁾

1) Output wires must be routed as close as possible to each other

2) Acc. DALI part 252

3) Acc. DALI part 253

Programming

Box programming	Yes
Tuner4TRONIC	Yes
Tuner4TRONIC Field App	Yes
Programming device	DALI / NFC

Programmable features

Operating Current	Yes
Constant Lumen	Yes
Lamp Operating Time	Yes
Driver Guard	Yes
DALI Settings	Yes

Product datasheet

Emergency Mode	Yes
DALI-2 Luminaire Data	Yes ¹⁾
Configuration Lock	Yes
Soft Switch Off	Yes
Dim to Dark	Yes
TouchDIM + Sensor	Yes
Corridor Functionality	Yes
OEM Key	No

¹⁾ Acc. DALI part 251

Certificates & standards

Approval marks – approval	ENEC / VDE-EMC / EL / CE / DALI-2
Standards	Acc. to IEC 61347-1/Acc. to IEC 61347-2-13/Acc. to IEC 55015/Acc. to IEC 61547/Acc. to IEC 61000-3-2/Acc. to IEC 62384/Acc. to IEC 62386/Acc. to IEC 62386-101:Ed2/Acc. to IEC 62386-102:Ed2/Acc. to IEC 62386-207:Ed1
Protection class	II
Type of protection	IP20



Logistical data

Commodity code	85044083900
----------------	-------------

Environmental information

Information according Art. 33 of EU Regulation (EC) 1907/2006 (REACH)	
Date of Declaration	19-05-2023
Primary Article Identifier	4062172151252
Candidate List Substance 1	Lead
CAS No. of substance 1	7439-92-1
Safe Use Instruction	The identification of the Candidate List substance is sufficient to allow safe use of the article.
Declaration No. in SCIP database	3b1c1ed5-2bc5-45f2-8d54-1adf10b4b670

Download Data

File	
	User instruction OPTOTRONIC LED Power Supply OTi DALI 10 700 NFC
	Certificates OTI DALI 10 NFC I EATON 091220

Product datasheet

	Certificates OTI DALI 10 NFC I INOTEC 091220
	Certificates OTI DALI NFC I CCC 2020171002003881 280121
	Certificates OT ENEC 40038447 260623
	Certificates OT EMC 40044675 031022
	Declarations of conformity OTI DALI NFC S I CE 4169161 110222
	Declarations of conformity OTI DALI NFC S I UK DoC 4281113 110222
	CAD data OTI DALI 10 NFC I IGS 031220
	CAD data OTI DALI 10 NFC I STEP 031220
	CAD Data 2-dim OTI DALI 10 NFC I CAD2PDF 031220
	CAD data 3-dim OTI DALI 10 NFC I CAD3PDF 031220

Ecodesign regulation information:

Intended for use with LED modules.
The forward voltage of the LED light source shall be within the defined operating window of the control gear in all operating conditions including dimming if applicable.

Separate control gear and light sources must be disposed of at certified disposal companies in accordance with Directive 2012/19/EU (WEEE) in the EU and with Waste Electrical and Electronic Equipment (WEEE) Regulations 2013 in the UK. For this purpose, collection points for recycling centres and take-back systems (CRSO) are available from retailers or private disposal companies, which accept separate control gear and light sources free of charge. In this way, raw materials are conserved and materials are recycled.

Logistical Data

Product code	Product description	Packaging unit (Pieces/Unit)	Dimensions (length x width x height)	Volume	Gross weight
4062172151252	OTi DALI 10/220...240/700 NFC I	Shipping carton box 20	344 mm x 125 mm x 80 mm	3.44 dm ³	1638.00 g

The mentioned product code describes the smallest quantity unit which can be ordered. One shipping unit can contain one or more single products. When placing an order, for the quantity please enter single or multiples of a shipping unit.

Data privacy

Product datasheet

This OSRAM driver can be configured using the Tuner4TRONIC software. This requires registering on www.myosram.com and downloading the Tuner4TRONIC software from the Internet. The Tuner4TRONIC software enables users to access and view the operational data of a luminaire or driver via the corresponding programming interfaces. A password key (Config Lock) must be set up in the driver via the Tuner4TRONIC software in order to control which users can access and view operational data. Follow the instructions for password setup. To grant an external person or company rights to access or view operational data, you can assign password keys. In this case, however, you are responsible for ensuring that the third party concerned takes notice of the information described here. However, OSRAM can read out operating data from devices for maintenance and service purposes even when a password key has been assigned. In individual cases, OSRAM will also use its access rights in order to optimize or improve driver hardware and driver functions. In accordance with data privacy principles, any user of operating data (luminaire manufacturers, third parties with access rights) must ensure that personal data (e.g. name, address, location IDs) are only merged with the prior written consent of the person (end user) concerned. The respective user of the operating data is responsible for providing evidence of consent.

Disclaimer

Subject to change without notice. Errors and omission excepted. Always make sure to use the most recent release.