

Cube WL VX125-WD



Wide Beam Pattern

For a large-area and particularly wide light distribution



Up to 67 m long beam

See and be seen with OSRAM



Robust and vibration resistant

Specially designed for demanding work environments



IP & IK protection classes

Tested and validated in a DIN-certified environmental simulation laboratory regarding extreme external influences such as water, dust, shocks, impacts, heat, cold, permanent vibrations and many more



Powerful LED working lights

With the OSRAM LEDriving Cube WL VX125-WD, you achieve impressive illumination on dark field and forest paths, off-road and off the beaten tracks. The working light combines affordability with exceptional performance, quality and functionality, providing users with impressive visibility at workplaces beyond roads and off-road areas. Designed to meet diverse tasks, the working light impress with a luminous flux of up to 3000lm and a wide beam pattern with wide light distribution, significantly enhancing safety at work for you and others. Even in dim light and reduced visibility, the working light with up to 6000 Kelvin can provide conditions similar to daylight. Versatile applicable, it defies numerous environmental influences and, thanks to high-quality materials such as the aluminum housing and the stable polycarbonate lens, it is particularly light and at the same time robust and resistant. The LEDriving Cube WL VX125-WD has been tested and validated with the IP-Protection Classes IP6K8 & IP6K9K in our DIN certified environmental simulation laboratory for extreme external influences regarding water, dust, impacts, heat, cold and permanent vibration. It is an effective and efficient addition to your vehicle and can be attached to trucks, agricultural machinery, commercial vehicles, construction vehicles and off-road vehicles¹⁾. OSRAM provides a 2-year guarantee²⁾.¹⁾ Additional working lights without ECE approval for use as work lights are approved for use on any vehicle according to German Road Traffic Licensing Regulations (StVZO) §52 (7). However, they must not be used and switched on while driving. In addition, individual special regulations, and laws of countries outside Germany must be observed. ²⁾For precise conditions refer to: www.osram.com/am-guarantee

Product datasheet

Technical data

Product information

Application (Category and Product specific)	Working light application
---	---------------------------

General Product Information

Global order reference	LEDWL108-WD
------------------------	-------------

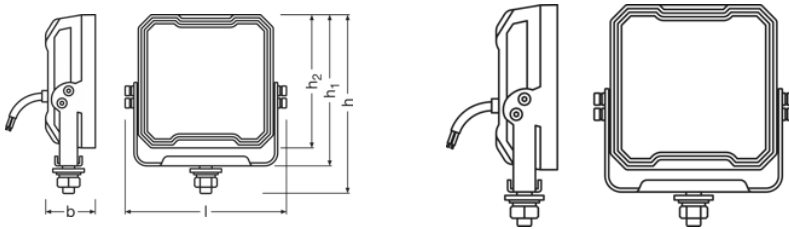
Electrical Data

Nominal voltage	12/24 V
Nominal wattage	30 W
Test voltage	13.2 V

Photometric Data

Nominal luminous flux	3000 lm
Color temperature	6000 K
Light distance at 1lx	67 m

Physical Attributes & Dimensions



Product weight	670.00 g
Length	146.9 mm
Width	110.1 mm
Height	132.0 mm

Lifetime Data

Lifespan Tc	> 5000 hr
Guarantee	2 years

Additional product data

Product datasheet

Connector to lamp	Open wire
-------------------	-----------

Capabilities

Technology	LED ¹⁾
------------	-------------------

¹⁾ Light-emitting diode application

Certificates & standards

Approval marks – approval	E9 approval
Type of protection	IP6K8/IP6K9K
Standards	ECE R10

Logistical data

Commodity code	85122000900
----------------	-------------

Environmental & Regulatory Information





Information according Art. 33 of EU Regulation (EC) 1907/2006 (REACH)	
Declaration no. in SCIP database	In work

Logistical Data

Product code	Product description	Packaging unit (Pieces/Unit)	Dimensions (length x width x height)	Volume	Gross weight
4062172355186	Cube WL VX125-WD LEDWL108-WD	Folding carton box 1	144 mm x 67 mm x 170 mm	1.64 dm ³	740.00 g
4062172355193	Cube WL VX125-WD LEDWL108-WD	Shipping carton box 12	427 mm x 302 mm x 199 mm	25.66 dm ³	9350.00 g

The mentioned product code describes the smallest quantity unit which can be ordered. One shipping unit can contain one or more single products. When placing an order, for the quantity please enter single or multiples of a shipping unit.

Download Data

File	
 User instruction LEDDriving Cube WL VX125 WD	
 Movie application LEDDriving D and W Image Video Bringing light to life (EN)	
 Movie application LEDDriving Driving and Working Lights Reference Video (EN)	
 Movie application OSRAM LEDdriving and working lights Imagefilm (EN)	

Product datasheet



Movie application
OSRAM Quality Testing LEDriving working and driving lights (EN)



Product movie
LEDriving Working Lights Value Series VX Product Trailer (EN)

Safety advice

For detailed application information, please refer to the product data sheet and the user instruction

Legal advice

1) Additional working lights without ECE approval for use as work lights are approved for use on any vehicle according to German Road Traffic Licensing Regulations (StVZO) §52 (7). However, they must not be used and switched on while driving. In addition, individual special regulations, and laws of countries outside Germany must be observed.2) For precise conditions refer to: www.osram.com/am-guarantee

Application advice

For more detailed application information and graphics please see product datasheet.

Disclaimer

Subject to change without notice. Errors and omission excepted. Always make sure to use the most recent release.

OSRAM