

Cube PX Wide Beam



Wide Beam Pattern

For a large-area and particularly wide light distribution



1500 to 4500 Lumens

Selection of 4 different power levels per beam pattern



Matrix Portfolio

A vehicle-specific lighting set-up can be put together individually. Mix & match. Vary and combine



IP & IK protection classes

Tested and validated in a DIN-certified environmental simulation laboratory regarding extreme external influences such as water, dust, shocks, impacts, heat, cold, permanent vibrations and many more



Professional light for professional work

With the OSRAM LEDriving Professional Series PX working lights portfolio, it is now possible to find exactly the right lighting for a wide range of special professional tasks and applications. The 16 working lights in total score points with maximum optical efficiency, effectiveness, and homogeneous light distribution. The modular series focuses on the most important aspects of worklight use: Illumination, performance, quality, shape, durability, functionality, and thus can also result in increased safety at work for you and others. The optimal factors can be selected and prioritized for each corresponding application; thus, with these high-performance lights, a complete vehicle-specific lighting set-up can be put together, that this is perfectly applicable to the respective individual requirements and needs. The working lights are suitable for 12V and 24V vehicles and a total of four beam patterns - Flood, Spot, Wide and Ultra-Wide - and four power levels - 1500lm, 2500lm, 3500lm and 4500lm - are available for each light. In addition, they can be mounted in three different ways: Direct mounting, flexible standard mounting, and heavy-duty mounting. Additionally, OSRAM has developed specially designed mounting kits and a cable with DT-connector. Validated according to the highest IP & IK protection classes IP6K8 & IP6K9K and CISPR25 Class 5, the Professional Series is designed to meet the highest OE standards and requirements of the automotive industry. OSRAM provides a 5-year guarantee on these products¹⁾²⁾¹⁾ Additional working lights without ECE approval for use as work lights are approved for use on any vehicle according to German Road Traffic Licensing Regulations (StVZO) §52 (7). However, they must not be used and switched on while driving. In addition, individual special regulations, and laws of countries outside Germany must be observed.²⁾ For precise conditions refer to: www.osram.com/am-guarantee

Product datasheet

Technical data

Product information

Application (Category and Product specific)	Working light application
---	---------------------------

General Product Information

Global order reference	LEDPWL 104
------------------------	------------

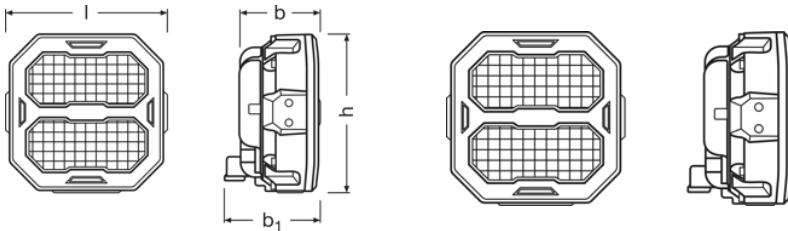
Electrical Data

Nominal voltage	12/24 V
Nominal wattage	27 W

Photometric Data

Nominal luminous flux	2500 lm
Color temperature	6000 K
Light distance at 1lx	45 m

Physical Attributes & Dimensions



Product weight	671.00 g
Length	117.1 mm
Width	67.4 mm
Height	113.4 mm

Lifetime Data

Guarantee	5 years
-----------	---------

Additional product data

Connector to lamp	DT Connector
-------------------	--------------

Product datasheet

Capabilities

Technology	LED
------------	-----

Certificates & standards

Type of protection	IP6K8/IP6K9K
Standards	ECE R10 / CISPR25 / CLASS 5 / FCC part 15b

Logistical data

Commodity code	85122000900
----------------	-------------

Environmental & Regulatory Information




Information according Art. 33 of EU Regulation (EC) 1907/2006 (REACH)	
Candidate list substance 1	Lead
CAS No. of substance 1	7439-92-1
Safe use instruction	The identification of the Candidate List substance is sufficient to allow safe use of the article.
Declaration no. in SCIP database	6b94047a-3fb9-47a2-a467-e9dbf7e1d008

Logistical Data

Product code	Product description	Packaging unit (Pieces/Unit)	Dimensions (length x width x height)	Volume	Gross weight
4062172279468	Cube PX 2500 WIDE LEDPWL 104-WD	Folding carton box 1	122 mm x 116 mm x 76 mm	1.08 dm ³	695.00 g
4062172279475	Cube PX 2500 WIDE LEDPWL 104-WD	Shipping carton box 10	391 mm x 253 mm x 135 mm	13.35 dm ³	7134.00 g

The mentioned product code describes the smallest quantity unit which can be ordered. One shipping unit can contain one or more single products. When placing an order, for the quantity please enter single or multiples of a shipping unit.

Download Data

File	
	User instruction LEDriving PROFESSIONAL WORKING LIGHTS
	User instruction GPRS_Safety symbols instructions
	Movie application LEDriving D and W Image Video Bringing light to life (EN)

Product datasheet



Movie application
LEDriving Driving and Working Lights Reference Video (EN)



Movie application
OSRAM LEDdriving and working lights Imagefilm (EN)



Movie application
OSRAM Quality Testing LEDriving working and driving lights (EN)

Safety advice

For detailed application information, please refer to the product data sheet and the user instruction

Legal advice

1) Additional working lights without ECE approval for use as work lights are approved for use on any vehicle according to German Road Traffic Licensing Regulations (StVZO) §52 (7). However, they must not be used and switched on while driving. In addition, individual special regulations, and laws of countries outside Germany must be observed.2)For precise conditions refer to: www.osram.com/am-guarantee

Application advice

For more detailed application information and graphics please see product datasheet.

Disclaimer

Subject to change without notice. Errors and omission excepted. Always make sure to use the most recent release.

OSRAM