

# Flush mount WL VX100-FL



### Flood Beam Pattern

For a wide and broad light distribution



### Up to 45 m long beam

See and be seen with OSRAM



### Robust and vibration resistant

Specially designed for demanding work environments and rough off-road terrain



### IP & IK protection classes

Tested and validated in a DIN-certified environmental simulation laboratory regarding extreme external influences

## Product datasheet



### Powerful LED working lights

Discover the versatility of the OSRAM LEDriving Flush Mount WL VX100-FL for powerful near-field and far-field illumination at the front, rear or side of your vehicle. The working light combines affordability with exceptional performance, quality and functionality. With a luminous flux of up to 600lm and a flood beam pattern with a wide and broad light distribution, the working light is ideal for illuminating near- and far-field areas, such as campsites, work areas or construction sites. Thanks to the lightweight rugged construction and sleek shape, the working light seamlessly integrates into the vehicle's design, offering enhanced visibility without compromising on style. With a light beam reaching up to 45 meters and a light color of 6500 Kelvin, it ensures clear visibility even in the darkest conditions. The working light is compatible with both 12V and 24V electrical systems, making them suitable for a wide range of vehicles including trucks, agricultural machinery, construction vehicles, caravans, quads and off-road vehicles<sup>1)</sup>. Whether for demanding work environments, camping trips or off-road adventures, the LED Flush Mount offers versatile lighting solutions tailored to various driving scenarios. Equipped with a shatterproof polycarbonate lens and aluminum die-cast housing, the LEDriving Flush Mount WL VX100-FL is robust and vibration resistant to withstand the harshest conditions. It has been tested and validated with the highest IP-Protection Classes IP6K8 & IP6K9K in our DIN certified environmental simulation laboratory for extreme external influences regarding water, dust, impacts, heat, cold and permanent vibration. In addition, OSRAM provides a 2-year guarantee on the product<sup>2)</sup>.<sup>1)</sup> Additional working lights without ECE approval for use as work lights are approved for use on any vehicle according to German Road Traffic Licensing Regulations (StVZO) §52 (7). However, they must not be used and switched on while driving. In addition, individual special regulations, and laws of countries outside Germany must be observed.<sup>2)</sup> For precise conditions refer to: [www.osram.com/am-guarantee](http://www.osram.com/am-guarantee)

# Product datasheet

## Technical data

### Product information

Application (Category and Product specific)	Working light application
---	---------------------------

### General Product Information

Product remark	Beam Pattern: Flood
Global order reference	LEDFLUSH101-FL

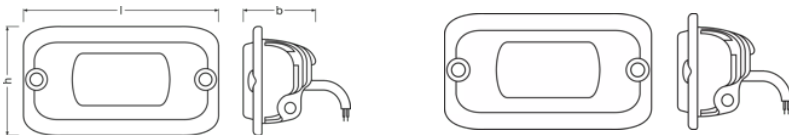
### Electrical Data

Nominal voltage	12/24 V
Nominal wattage	6 W
Test voltage	13.2 V

### Photometric Data

Nominal luminous flux	600 lm
Color temperature	6500 K
Light distance at 1lx	45 m

### Physical Attributes & Dimensions



Product weight	230.00 g
Length	109.0 mm
Width	60.0 mm
Height	109.0 mm

### LED module information

Number of LEDs per module	2
---------------------------	---

### Lifetime Data

## Product datasheet

Lifespan Tc	5000 hr
Guarantee	2 years

### Additional product data

Connector to lamp	Open wire
-------------------	-----------

### Capabilities

Technology	LED <sup>1)</sup>
------------	-------------------

<sup>1)</sup> Light-emitting diode application

### Certificates & standards

Type of protection	IP6K8/IP6K9K
Standards	ECE R10

### Logistical data

Commodity code	85122000900
----------------	-------------

### Environmental & Regulatory Information



Information according Art. 33 of EU Regulation (EC) 1907/2006 (REACH)	
Declaration no. in SCIP database	In work

### Logistical Data

Product code	Product description	Packaging unit (Pieces/Unit)	Dimensions (length x width x height)	Volume	Gross weight
4062172399920	Flush Mount WL VX100-FL	Folding carton box 1	100 mm x 60 mm x 127 mm	0.76 dm <sup>3</sup>	274.00 g
4062172399937	Flush Mount WL VX100-FL	Shipping carton box 8	257 mm x 222 mm x 159 mm	9.07 dm <sup>3</sup>	2422.00 g

The mentioned product code describes the smallest quantity unit which can be ordered. One shipping unit can contain one or more single products. When placing an order, for the quantity please enter single or multiples of a shipping unit.

### Download Data

File	
	User instruction LEDriving Flush Mount WL VX100-FL LEDFLUSH101-FL
	Movie application LEDriving D and W Image Video Bringing light to life (EN)

## Product datasheet



Movie application  
LEDriving Driving and Working Lights Reference Video (EN)



Movie application  
OSRAM LEDdriving and working lights Imagefilm (EN)



Movie application  
OSRAM Quality Testing LEDriving working and driving lights (EN)

### Safety advice

For detailed application information, please refer to the product data sheet and the user instruction

### Legal advice

2) For precise conditions please refer to: [www.osram.com/am-guarantee](http://www.osram.com/am-guarantee)

### Application advice

For more detailed application information and graphics please see product datasheet.

### Disclaimer

Subject to change without notice. Errors and omission excepted. Always make sure to use the most recent release.

# OSRAM